

# Fuel Handling Piping Systems

RED THREAD™ IIA, DUALOY™ 3000/LCX, 3000/L

BOOST  
YOUR  
BOTTOM  
LINE

1st to  
**50**  
Red Thread™ IIA



1968-2018  
Fiber Glass Systems



# Fuel Handling: The Industry Leader

Fiber Glass Systems is the leader for time-tested piping systems for underground fueling systems. We have proven our leadership with almost 50 years of continuous supply of two brands of UL Listed products for underground fuel handling. With a combined experience approaching 100 years, Red Thread IIA, Dualoy 3000/L and 3000/LCX have never been removed due to fuel incompatibility. Our products are manufactured for today's fuel blends and tomorrow's.

## Lower Your Total Cost of Ownership

Our products are made with thermosetting, aromatic amine cured epoxy resin, ensuring no maintenance or replacement costs due to fuel incompatibility. In addition, our superior flow capabilities mean more flow at significantly lower pumping costs when compared to competitive products. Finally, using our Bonded Sump Entry Fitting – Termination Style helps eliminate the expense of pumping out leaking sumps, which can be substantial.



Over 100 million feet of Red Thread IIA and Dualoy fiberglass piping systems have been installed.



Over 2.1 trillion gallons of gasoline and diesel have been pumped using Red Thread IIA and Dualoy fiberglass piping systems in the last 30 years



30-year pipe warranty for both internal/external corrosion when using our Red Thread IIA and Dualoy fiberglass piping systems.



Our Red Thread IIA product line was the FIRST composite pipe to receive UL LISTED (UL 971) approval in 1968 for underground fuel handling.

# HISTORY OF FIBERGLASS PIPE IN FUEL HANDLING

Fiberglass pipe was first listed by Underwriters Laboratories Inc. (UL) in 1968. The product was a welcome addition to the market due to the corrosion and thread leak problems associated with single-wall steel pipe, the incumbent material.

UL physical requirements for pressure, bending and tensile performance vs. rating have remained virtually unchanged since that time. The “chemical” requirements have changed significantly since the original draft of UL Subject 971, “Standard for Nonmetallic Underground Piping for Flammable Liquids”. The original requirements of the standard allowed no measurable weight change of the product holding a variety of fuels and liquids over a 180 day period. Both of the NOV products, Red Thread IIA and Dualoy 3000/L met this requirement. Another stringent requirement passed by fiberglass pipe was the required strength retention after 270 days of total immersion (open, square-cut pieces of pipe immersed in a battery of fuels and other liquids).

Since the initial authorization to apply the Listing Mark was given, the fuel market has changed, most notably with the use of alcohol in fuel (both ethanol and methanol) and the requirement for secondary containment. Requirements for the piping have changed, also. In 1995, UL relaxed the requirements for fuel permeation (tested in terms of weight loss) and also allowed candidate products to be tested with “single-sided immersion” where the test fuel or liquid was only in contact with the interior surface of the product. With fiberglass pipe already passing the more demanding test criteria, this level of performance was easily demonstrated.

In 2004, after poor field experience with several products, UL “tightened” the requirements on permeation and instituted new criteria for dimensional stability and weight gain, and also increased the percent strength retention requirements. Following the permeation requirements for primary pipe through this chronology reveals the allowable fluid migration through piping to go from zero (from 1968 to 1995) to 4 grams per square meter per day (to 2004) to the current 1 gram per square meter per day.

Put in more practical terms, this equates to a little over 1/20 (one-twentieth) of a gallon per day per 100 ft. of 2-inch pipe. This is down from the 1/5 of a gallon per day per 100 ft. of 2-inch pipe that existed between 1995 and 2004, but is still higher than the “zero” originally allowed.

The 30-year warranty against internal and external corrosion when used for underground transfer of fuels has been proven repeatedly through almost 50 years of unparalleled performance by any other product offered, ever.

Fiber Glass Systems offers piping products for all fuel types, services and product types. These include:

## **Red Thread IIA**

Listed with Underwriters Laboratories Standard 971-2004 for non-metallic underground piping for motor vehicle (MV), high blend (HB), concentrated (CT) and aviation and marine (A&M) fuels. The pipe and fittings are also Listed with Underwriters Laboratories of Canada with both Listings under File MH9162.

## **Dualoy 3000/L**

Listed with Underwriters Laboratories Standard 971-2004 for nonmetallic underground piping for motor vehicle (MV), high blend (HB), concentrated (CT) and aviation and marine (A&M) fuels (File MH9162). Dualoy 3000/L pipe and fittings are also Listed with Underwriters Laboratories of Canada (File CMH 715). In Great Britain the Dualoy 3000/L system has been tested and accepted by the London Fire and Civil Defence Authority. Dualoy 3000/L has been issued a Certificate of Compliance to the Institute of Petroleum (IP) Specification by ERA Technology, Ltd.

## **Dualoy 3000/LCX**

Listed in the United States with Underwriters Laboratories for nonmetallic underground piping for motor vehicle (MV), high blend (HB), concentrated (CT) and aviation and marine (A&M) under File MH9162. Dualoy 3000/LCX pipe and fittings are also Listed with Underwriters Laboratories of Canada for Petroleum Products and Oxygenated Fuels (File CMH715). Underwriters Laboratories has also approved Dualoy 3000/L-A and Dualoy 3000/LCX for use with MTBE fluids.



# RED THREAD IIA PIPE SYSTEMS

Red Thread IIA piping systems are made of fiberglass reinforced, aromatic amine cured, rigid, thermosetting epoxy resin. The pipe is manufactured using the classical reciprocal filament winding process where fibers are wound around a steel mandrel under controlled tension at a prescribed angle, optimized for stresses caused by pressure. Most fittings are made in matched-die compression molds where the pre-impregnated (pre-preg) fiberglass bands are chopped and placed in the mold cavities where heat and pressure are applied to form the consolidated part. Fittings can also be made by the filament winding process, where efficiency and practicality make this possible.

Pipe and fittings are bonded together using a two-part adhesive, specially formulated for strength, fuel resistance and ease of handling, including the ability to mix, apply and cure at ambient temperatures above the minimum.

## Joining Methods

The primary method of joining pipe-to-pipe is with a T. A. B. (threaded and bonded) coupling. Matching, low profile threads on the pipe and in the coupling allow a mechanical fit of the components while the adhesive cures, assuring a tight make-up.

Pipe-to-fittings bonds are made with matching tapers that “lock” together as they are joined with either an axial force or a slight twist while a “push” is being applied by hand (for 2-inch pipe only). Pipe with T. A. B. threads can also be bonded into smooth, tapered ends of fittings using the same method.

Complete joining instructions are available, along with a comprehensive set of tools to perform the installation procedures.

## Secondary Containment

Where secondary containment is needed, Red Thread IIA provides a true pipe-in-a-pipe system. Containment pipe is identical to the primary pipe. Sections are joined together with matching two-piece clamshells that are bonded and bolted together. One half of the clamshell fitting is pre-fitted with female threaded fasteners to make assembly fast and easy from one side of the fitting.



**Old vs. New - Pipe in the foreground was installed in 1973 and removed 27 years later when the station closed.**

# DUALOY™ 3000/LCX PIPE SYSTEMS

The Dualoy 3000/LCX product was developed on the technology used for the Dualoy 3000/L system. The addition of the “CX” to the product name indicated the product is of coaxial construction. The common term in the marketplace for the product is “LCX” and that will be used here, also.

To build this product, first the Dualoy 3000/L primary pipe is made on a proprietary continuous process. Adhesive-backed tape is used to carry size-graded glass beads and is wrapped over the primary pipe. Another layer of adhesive-backed tape is then wound over it to form a complete, dry, porous layer, which is then over-wrapped with the containment layer (or jacket) of fiberglass and resin.

## Benefits of LCX

First installed in 1995, the LCX product has since gained in popularity and market share. In addition to having the benefits of fiberglass compared to other materials, the unique coaxial construction has other practical and theoretical benefits. Some of these benefits are obvious, while others are less so, but probably more significant. Both pipe walls are together, making it easier to carry and requiring fewer trips into the ditch.


- No measuring is required for containment pipe, cutting down on potential mistakes and waste.
- The pipe is compact, allowing less trenching, backfill and haul-off, as well as taking less warehouse space for inventory.
- Fittings design makes series lay-out easy and allows cross-overs for parallel systems to be made to the same dimensions as a single-wall system.
- The two pipe layers do not move relative to each other. This causes each one to support the other and enhance the strength of the pipe and the joints.

The two layers are very close to each other, although totally separated. This narrow distance and low volume have benefits that may not be obvious:

- No backfill or debris can get between the layers. This, along with there being no movement between the layers prevents any abrasive wear that may cause damage later.
- If water would get between the layers (unlikely), the volume is insufficient to allow any damage to occur, should that water freeze and expand (crushing primary in other cases).

- Should a leak occur (also very unlikely), only a very small amount will be needed before it will travel to a detection point.
- During testing at installation, any communication between the two layers will be seen as it will cause a large change in the gauge pressure in the containment (because the volume of the containment is small relative to the primary – 15:1 for 2-inch pipe).
- If a leak needs to be located, the “soapy water” test can be used to inspect the whole system (joints, fittings and pipe) – soaping the cut end of the jacket will show any leaks in that primary pipe section.

Continuous monitoring can be done with any of the approved methods, Vacuum, Pressure or Hydrostatic, with the Hydrostatic method approved by the NWGLDE and the state of California Fiber Glass Systems has the fiberglass pipe to suit all services and product type preferences.



Dualoy 3000/LCX pipe

# DUALOY™ 3000/L PIPE SYSTEMS

Like Red Thread IIA, Dualoy 3000/L piping systems are made of fiberglass reinforced, aromatic amine cured, rigid, thermosetting epoxy resin. This pipe is manufactured using a unique process where a continuous cylinder is generated with the fibers oriented more near the circumferential and axial directions than with the reciprocal process. Dualoy 3000/L also includes a resin-rich liner. Fittings are compression molded or filament wound, as is further described in the Red Thread IIA text.

Dualoy 3000/L Pipe and fittings are also bonded using a 2-part adhesive.

## Joining Methods

All primary system bonds are made with matching tapers with the Dualoy 3000/L system. The same “lock” is made as they are joined with either an axial force or a slight twist while the force is being applied. Instructions and tools are also available.

## Secondary Containment

Where secondary containment is needed, Dualoy 3000/L is very much the same as Red Thread IIA.



Dualoy Secondary Containment

## ADHESIVES

Fiber Glass Systems offers two adhesive lines: Series 8000 and PSX. Both lines can be used on Red Thread IIA and Dualoy pipe. Series 8000 is typically used for bonding primary pipe and fittings. A thickening agent is offered for bonding secondary containment fittings, particularly in warmer weather. PSX-20 is typically used for bonding primary pipe and fittings, and PSX-34, with a higher viscosity, is typically used for bonding secondary containment fittings.




Adhesive Series 8000



Adhesive Series PSX

# FIBERGLASS SUMP PENETRATION FITTINGS FOR PERMANENT SUMP BONDS



**Bonded Sump Entry Fitting - Termination Style** for double-containment systems. Works with 3"-over-2" and 4"-over-3" Red Thread IIA and Dualoy 3000/L; and 2" and 3" Dualoy 3000/LCX. A 30-year Water Intrusion Warranty is offered with this fitting.

**Bonded Sump Entry Fitting - Pass-thru Style** for LCX. Works with 2" and 3" Dualoy 3000/LCX.

**Bonded Single-Wall Sump Entry Fitting** for 2" - 6" Red Thread IIA Installations.


## TOOLS AND EQUIPMENT



**Model 2100 Tool** - Tapers 2"-3" Red Thread IIA pipe, scarfs 3"-4" pipe. Taper mandrels are available for Dualoy 3000/L products.



**Model 3000 Tool** - Tapers and scarfs 2" and 3" Dualoy 3000/LCX pipe.



**Jacket Cutter Tool** - Cuts containment jacket from 2"-4" Dualoy 3000/LCX pipe

## SOFTWARE

**StationWare 3000** is a stand-alone CAD program that will provide a professional looking station lay-out drawing and a bill of materials for the site. Users can select a variety of products and configurations to meet specifications or find the most efficient and economical design.

---

National Oilwell Varco has produced this brochure for general information only, and it is not intended for design purposes. Although every effort has been made to maintain the accuracy and reliability of its contents, National Oilwell Varco in no way assumes responsibility for liability for any loss, damage or injury resulting from the use of information and data herein nor is any warranty expressed or implied. Always cross-reference the bulletin date with the most current version listed at the web site noted in this literature.

© 2016 National Oilwell Varco All Rights Reserved  
FH1000 February 2018

**Fiber Glass Systems**

17115 San Pedro Avenue, Ste 200  
San Antonio, Texas 78232 USA  
Phone: 210 477 7500  
Fax: 210 477 7560